



San José

DANCE THEATRE

Student Handbook

2024-2025 Season

1756 Junction Ave, Suite E
San Jose, CA 95112
408-286-9905
godance@sjdt.org

Artistic Director

Nicole Haskins

SJDT Faculty

Brooke Wertwijn, Sian Ferguson, Kim Gardner, Nicole Khoo,
Kathryn Petak, Anton Pankevich, Rebecca Nugent,
Hollie Rudolph, Sydney Strong, Brooke Wertwijn

Administrative Faculty

Executive Director- Elizabeth Sweeney

Accountant - Alison Otewalt

Administrative Assistants- Jacob Nissen, Madeline Heilman

SJDT Board of Directors

John Torrey, Kay Pettitt, Jennifer Joyce, Barbi Hamilton,

Mellissa Brown, Matt Duke, Carmen Cook

ACADEMY LEVELS

Creative Movement - Ages 3-4

45 min | 1 class per week

Students are introduced to the basic concepts of dance in a fun and creative way. Dancers develop coordination, motor skills, and musicality all while learning socialization skills of being in a group class. An emphasis is placed on demonstrating the joy of dance and learning through play and imagination!

Dancers must be potty trained.

Pre-Ballet - Ages 5-6

45 min | 1 class per week

Pre-Ballet builds on top of the skills developed in the Creative Movement class. Dancers continue working on their coordination, balance, and flexibility. Students are introduced to basic ballet vocabulary. Dancers will learn about spatial awareness and dancing musically and rhythmically while still incorporating imagination and play.

This class is recommended for those in Kindergarten.

Level 1 - Ages 6-8

1 hour Ballet | 1 class per week

This level is an introduction to the formal structure of a ballet class. Students will learn the basics of ballet class etiquette. Classes are taught with a focus on the joy of movement. Age-appropriate basic ballet terminology is introduced. Exercises are practiced in the center and across-the-floor.

This class is recommended for those in 1st and 2nd grade. Level 1 is a two-year program.

Level 2 - Ages 8-10

1 hour Ballet | 2 classes per week

The ballet barre is introduced in Level 2. Classes include an expanded age-appropriate repertoire of ballet fundamentals. Students will begin to learn correct execution of turnout and placement in basic positions. Students will work cooperatively with the teacher and their classmates, continue to learn ballet class etiquette, and begin working on strength and flexibility with simple conditioning exercises.

Level 2 is a 1-2 year program.

Level 3 - Ages 9-11

Monday 4:15-5:45 Ballet + Conditioning

Tuesday 4:15-5:30 Ballet

Friday 5:15-6:30 Ballet

Level 3 students continue their training in ballet technique, vocabulary, and classroom etiquette. Students begin to connect what they learn at the barre with the movements they will be executing in the center. Dancers are given more complex combinations and are encouraged to retain corrections from class to class. Teachers guide students to develop a greater awareness of placement, musicality, and dancing with others to create a performance. Conditioning exercises are included in classwork to increase strength in preparation for pointe work.

Level 3 is a 1-2 year program.

Level 4 - *Permission required

Monday 5:45-7:00 Ballet

Tuesday 4:15-5:30 Ballet

Tuesday 5:30-6:15 Conditioning

Thursday 4:15-5:30 Ballet

Thursday 5:30-6:00 Jazz

Students have now learned the foundation of barre and center exercises and will begin slowly increasing the complexity with a focus on proper technical execution. Maximum turnout and correct posture maintained throughout barre work is emphasized. Conditioning classes are included in the curriculum. This includes exercises to improve strength, alignment, flexibility, balance, and stability. Jazz is added to the curriculum for dancers to explore dynamics, isolations, style, and expression.

Requirements:

- The Nutcracker
- Spring Performance
- Summer Intensive

Level 4 is a 2 year program designed to prepare students for Level 5 and pointe work.

Level 5 - *Permission required

Tuesday 5:30-7:00 Ballet

Tuesday 7:00-7:30 Strength + Stretch

Wednesday 4:30-6:00 Ballet

Wednesday 6:00-7:00 Jazz

Friday 4:30-6:00 Ballet

Friday 6:00-7:00 Pre-Pointe/Conditioning

Saturday 10:00-11:30 Ballet

Students should have a proper understanding of the execution of turnout, placement, and port de bras. Teachers will continue to increase the complexity of exercises and introduce new material while focusing on correct technique and coordination. Pre-Pointe/Conditioning class is lengthened to prepare students for pointe work and traditional men's technique. At the discretion of the faculty, dancers will be approved for pointe shoes once proper alignment, placement, and strength are consistent throughout their technique. Basic pointe work includes developing strength in the feet, ankles, legs, core and upper body with exercises on two feet facing the barre. Stretch + Strength class is added to increase flexibility and muscle development. Jazz technique introduces Classical Jazz, Musical Theatre, Jazz Fusion, and Contemporary Jazz styles. Jazz technique complements the progression of ballet technique by challenging dancers to move in new ways and to different rhythms.

Requirements:

- The Nutcracker
- Spring Performance
- Summer Intensive

Level 5 is a 2 year program.

Level 6 - *Permission required

Monday 4:30-6:00 Ballet

Monday 6:00-6:45 Pointe

Tuesday 4:30-5:30 Modern

Tuesday 5:30-7:00 Ballet

Wednesday 4:30-5:15 Conditioning

Wednesday 5:15-6:45 Ballet (Barre on Pointe)

Thursday 5:30-7:00 Ballet

Thursday 7:00-8:00 Jazz

Sunday (Fall)/Saturday (Spring) 11:00-12:30 Ballet

Students should have sound technical fundamentals and be ready for increasingly complex work. Teachers guide students to develop their artistry. Dancers will have developed the strength needed to execute increasingly challenging pointe work. Dancers will focus on developing strength to execute traditional men's technique steps like tours, pirouettes, and jumps. Pointe work is added to one ballet barre technique class to develop the strength and stamina of dancing in pointe shoes. Conditioning classes are included for cross-training. This includes exercises that improve strength, alignment, flexibility, balance, and movement flow. Jazz technique classes continue with increased complexity of choreography. Modern training is added with Horton + Limon/Release techniques. Modern + Jazz training is necessary for the development of well-rounded dancers.

Requirements:

- The Nutcracker
- Spring Performance
- Summer Intensive

Level 6 is a 2 year program.

Level 7 - *Permission required

Monday 4:30-6:00 Ballet

Monday 6:00-7:00 Pointe

Tuesday 5:30-6:30 Modern

Tuesday 6:30-8:00 Ballet

Wednesday 4:30-5:15 Conditioning

Wednesday 5:15-7:00 Ballet on Pointe

Thursday 4:30-6:00 Ballet

Thursday 6:00-7:00 Jazz

Friday 4:30-6:30 Ballet + Pointe

Sunday (Fall)/Saturday (Spring) 11:00-12:30 Ballet

This is the highest level for advanced dancers. Teachers prepare students for the most challenging work in the classical repertoire, with a focus on correct technique and artistry. Students will have increased performance opportunities, including the opportunity to perform and represent SJDT at community events. Level 7 prepares students to audition for Trainee Programs, Professional Dance Companies, and University Dance Programs. SJDT students go on to be successful young adults with a lifelong passion for dance. Ballet technique classes are lengthened to train dancers in complex adagio, pirouette, allegro, and pointe work. Conditioning classes are included for cross-training. This class includes exercises that improve strength, alignment, flexibility, balance, and movement flow. Jazz technique classes continue with increased complexity of choreography. Modern training continues with Horton + Limon/Release techniques and adds improvisation and choreography exploration. Modern + Jazz training is necessary for the development of well-rounded dancers.

Requirements:

- The Nutcracker
- Spring Performance
- Summer Intensive

GENERAL SAN JOSE DANCE THEATRE POLICIES AND INFORMATION

PLACEMENT CLASS | We welcome all new students to San Jose Dance Theatre. All new students must schedule a placement class in advance with staff by emailing or calling. The student will be placed in a level that supports their current ability and challenges them to excel. The Placement Class Fee is \$25.00 per student.

MAKE-UP CLASS POLICY | Dancers are allowed 2 make-up classes per semester if you are unable to attend your scheduled class due to illness, injury, or unforeseen circumstances. Dancers in Level 5 and higher may take an open division class as a make-up class. Dancers in level 4 and below may take a make-up class in any lower division class. All make-up classes must be scheduled with the front desk staff.

PERFORMANCES | Dance is a performing art, participation is integral to education. Students in Level 4-7 are required to perform in The Nutcracker and Spring Performance. Performances are optional for Levels 3 and below. Specific age requirements must be met to participate in performances.

PHOTO / VIDEO POLICY | No photography or filming of classes or posting online images of classes or rehearsals is allowed unless given written permission. Please understand that this is to ensure the best learning environment for your child and enforced out of respect for the teachers and safety of all children.

NON-DISCRIMINATION POLICY | SJDT will not tolerate, under any circumstances, without exception, any form of discrimination based on race, creed, religion, color, age, disability, pregnancy, marital status, parental status, veteran status, military status, domestic violence victim status, national origin, political affiliation, sex, predisposing genetic characteristics, sexual orientation, gender identity or gender expression, and any other status protected by the law. This list is not exhaustive. All employees, managers, stakeholders, agents and clients at SJDT will comply with these anti-discrimination policies.

PARENT INVOLVEMENT | SJDT thrives on the volunteerism of its families. As a parent of a dancer in our academy you will be asked to volunteer for each SJDT production. Volunteer opportunities for parents and families during productions can be accessed through the parent portal on our website www.sjdt.org

RESOLVING ISSUES | San Jose Dance Theatre recommends that parents, students and teachers have open communication. If an issue arises, parents are encouraged to contact godance@sjdt.org.

Office Hours | If you would like to meet with Academy Director Brooke Wertwijn, please email Brooke@sjdt.org to arrange an appointment during their office hours.

TUITION AND FINANCIAL POLICIES | Upon enrollment, students commit to the full dance season (August-June) and have the option of paying for the semester in a lump sum or breaking it up into installment payments. Families with more than one child enrolled qualify for a Sibling Discount as long as one sibling is on full paid tuition, the lowest tuition will be discounted. Tuition is not refunded if schedules are reduced after the start of classes.

FEES | All students are required to pay an annual registration fee at the beginning of each academic year, or upon enrollment for new students. Participation fees for productions are not included in tuition.

- **Registration Fee (ALL LEVELS) - \$50.00**
- Placement Class Fee - \$25.00
- Performance Participation Fees - Nutcracker (December 6-15th, 2024) & Spring Production (March 28-30th, 2025)
- **A Late Fee of \$30 will be applied after 7 days if a payment is not received.**
- Returned Check Fee: \$30.00
- ****Fees are subject to change****

REFUND AND WITHDRAWAL POLICIES | Tuition, registration fees, deposits, and merchandise are non-refundable. Extenuating circumstances are taken into consideration by the Accountant, Artistic Director, Executive Director, and Board of Directors. Enrollment at SJDT is for the full school-year program. If you wish to withdraw your dancer from SJDT, our offices must be notified of the withdrawal in writing. Failure to attend class does not constitute a withdrawal. Withdrawals are acceptable in the case of a family move or student injury with a letter of medical release. Cancellation of enrollments will result in a credit to the client's account. Other cases should be discussed with the Director before a final decision is made. Tuition will continue to accrue and the parent or guardian is responsible for this amount until written notice is received. If a tuition refund is granted under circumstances of family move or injury, tuition will be prorated and there will be a cancellation fee of \$25.

Withdrawals are acceptable in the case of a family move or student injury with a letter of medical release. Other cases should be discussed with the Academy Director before a final decision is made. Tuition will continue to accrue and the parent or guardian is responsible for this amount until written notice is received. If a tuition refund is granted under circumstances of family move or injury, tuition will be prorated as of the 1st of the month following the written notice. Tuition will not be held as credit or carried on into the next school year.

SCHOLARSHIPS | San Jose Dance Theatre has funding set aside to provide scholarships for students based on financial need and merit. Students that receive scholarships will be required to represent San Jose Dance Theatre at all functions as requested by the Academy Director and their family will be expected to volunteer throughout the year as directed by the artistic staff.

BOYS' TUITION | All newly enrolled boys will receive one semester free of tuition. After that semester is over, 50% of tuition is due. Boys pay full tuition for Summer Intensive, Master Classes, Registration Fee, Performance Fee, Summer Classes, and any other fees or costs outside of regular tuition charges during their free semester and afterward.

FINANCIAL ASSISTANCE | Any student in Level 3 and above who needs financial assistance may inquire with San Jose Dance Theatre staff for eligibility. The Academy Director, Executive Director, and Accountant review the case and evaluation is completed, the student is provided with a letter indicating eligibility and a modified payment plan. Financial assistance is granted on a case-by-case basis. For more information, please email Elizabeth@sjdt.

DANCE CLASS ETIQUETTE & CODE OF CONDUCT

Appearance

- Come to class prepared with your correct dancewear/uniform and shoes.
- Hair should be secured into a bun or similar style out of the face.
- During your class, you are likely going to work up a sweat! Please be aware of yourself and others, by using deodorant that is unscented or that has a neutral scent and avoid the use of perfumes
- No jewelry. Jewelry can be a hazard; necklaces and bracelets can become entangled and rings can hurt someone.
- Dancers should wear warmups over their ballet uniform when arriving at the studio and when leaving the studio. Coming to and from the studio in your tights/leotard is not appropriate.

Be on Time

- Always be at least 5 mins early for class - it is essential to be considerate of not only your instructor's time but also the time of other students in your ballet class.
- Level 4+ should be 15 mins early for class and are allowed to stretch + warmup quietly in the studio.
- If you are going to be absent, email or call the front office.

In Class

- Be present in class. Dance class is time to concentrate on your teacher and on your own body. No talking, slouching, yawning, or leaning on the barre.
- Once class begins, stay in the classroom until break time or the end of class.
- Take corrections with a positive mindset and apply them. Dancers will progress only as well as they can take corrections and feedback.
- Do not ask to go to the bathroom in the middle of class unless it is an emergency. You should go before or after class.
- Be aware of your surroundings in the studio so everyone has room to dance. You should have enough room to stretch out your arms and not touch anyone or the walls.
- No cell phones or smart watches in the studio at any time. This causes distractions for you and your fellow classmates.
- Be kind to your classmates. Displays of temper or rudeness are unacceptable, and your teacher reserves the right to ask you to leave if negative behavior is observed.

Arriving Late

- If you are late to class, wait by the door until the teacher invites you into the studio. This is for safety reasons especially if the class is currently working on an exercise.
- If you are more than 15 min late for class, it is at the teacher's discretion if you can participate or if you should observe and take notes. The beginning of class is important for warming up your body. If you miss this part of class, it can be unsafe to join and could cause injury.

Leaving the Studio

- If you have to leave class early, inform your instructor before class. When you have to leave, do so quietly as to not distract other students.
- Leave the studio clean and keep your own items tidy. Dancers on pointe must discard any toe tape or similar garbage in the trash.
- Please thank your teachers for class, rehearsals, and corrections.

Eating/Drinking

- SJDT is a Nut-Free Zone.
- Only water is allowed in the studios.
- No gum in the studio.
- Other beverages and food can be consumed in the hallways, lobby, or lounge.

Parents, Guardians, and Siblings

- Families are welcome to wait in our lobby while their children are dancing.
- Siblings of students must be accompanied by an adult at all times. Faculty is not responsible for watching siblings.
- Parents are welcome to watch class through the observation windows.
- There will be dedicated Parent Observation Weeks throughout the year for families to observe class in the studio.
- The faculty/staff will not be held responsible for any accidents or injuries.

ANTI-BULLYING POLICY

STATEMENT OF INTENT

San Jose Dance Theatre (SJDT) is committed to providing a caring, friendly, and safe environment for all of our dancers so they can participate and dance in a relaxed and secure atmosphere. Bullying of any kind is unacceptable at our academy and performances. If bullying does occur, all children and parents should be able to openly communicate the situation with staff and board members and know that any and all incidents will be dealt with promptly and effectively. This means that anyone who knows that bullying is suspected or happening is expected to notify SJDT staff immediately. When bullying escalates to include attacking personal identities on race, ethnicity, religion, gender, families, or sexual orientations SJDT has a zero tolerance policy. When one of these personal identities is attacked by dancer, staff, or parent they face expulsion, probation, or being excused from participating in a performance. Parents or children should not be taking matters into their own hands without bringing staff into the conversation to resolve.

OBJECTIVES OF THIS POLICY

- All dancers, teacher, staff, and parents at SJDT should be able to clearly state what constitutes bullying after review of this policy and know that it will not be tolerated
- All staff will internalize and be able to clearly state SJDT's policy on bullying, and take immediate action when bullying is reported.
- All dancers, staff, parents, and guest artists should know the policy on bullying and what they should do if bullying occurs or is suspected.

WHAT IS BULLYING?

- Bullying is the use of aggression with the intention of hurting another person. Bullying results in pain and distress to the victim whether intended or not. Bullying can be, and does include (but not limited to) emotional, verbal and physical abuse.
- Verbal bullying includes but is not limited to derogatory comments, lies, false rumors, teasing, ridicule and bad names.
- Emotional bullying includes but is not limited to being unfriendly, excluding others, or sending hurtful/tormenting messages via social media forms.
- Physical bullying includes but is not limited to pushing, kicking, hitting, punching or any other use of violence.
- Bullying also includes but is not limited to attacks on religion, race, color, gender or sexuality.
- Unwanted physical contact or suggestive comments are never acceptable.
- Misuse of associated technology such as unwanted camera and video usage and social networking exposure is prohibited.

IF YOU THINK YOUR DANCER IS BEING BULLIED:

- Ask the child directly.
- Take any incidents of bullying that they tell you about seriously.
- Talk calmly with the child about their experiences.
- Make note of what the child says.
- Reassure the child that they have done the right thing by telling you.
- Understand that your child may need to change aspects of their behavior.
- Never approach another parent directly.
- Do not encourage your child to retaliate.
- Contact the SJDT School or Executive Director immediately.

PARENT/ GUARDIAN BEHAVIOR

Parents & volunteers are required to adhere to the same expectations of behavior laid out for the students. Please be respectful of other parents and dancers. If a circumstance cannot be solved easily or quickly between themselves, they are required to notify SJDT staff immediately to rectify.

REPORTING PROCEDURES

1. Immediately report all incidents and unwanted behavior to the SJDT Staff.
2. SJDT will take every concern seriously and will investigate the issue.
3. If necessary and appropriate, the police will be consulted.
4. Parents may be asked to come in to discuss the problem or file a formal complaint.

DRESS CODE: BALLET				
Level	Leotard	Tights	Ballet Shoes	Hair
Creative Movement	Any Color	Any Color	Pink Leather	Out face, ballet bun preferred
	T-Shirt	Leggings	Black Leather	
Pre-Ballet	Pale Pink	Pink footed	Pink Leather	Out face, ballet bun preferred
	White T-Shirt	Black footed	Black Leather	
Level 1	Lilac	Pink footed	Pink Leather	Bun
		Flesh Tone footed	Flesh Tone Leather	
	White T-Shirt	Black footed	Black Leather	
Level 2	Lilac	Pink footed	Pink Leather	Bun
		Flesh Tone footed	Flesh Tone Leather	
	White T-Shirt	Black footed	Black Leather	
Level 3	Light Blue	Pink Convertible	Pink Leather/Canvas	Bun
		Flesh Tone Convertible	Flesh Tone Leather/Canvas	
	White T-Shirt	Black Convertible	Black Leather/Canvas	
Level 4	Light Blue	Pink Convertible	Pink Leather/Canvas	Bun
		Flesh Tone Convertible	Flesh Tone Leather/Canvas	
	White T-Shirt	Black Convertible	Black Leather/Canvas	
Level 5	Navy Blue	Pink Convertible	Pink Leather/Canvas	Bun
		Flesh Tone Convertible	Flesh Tone Leather/Canvas	
	White T-Shirt	Black Convertible	Black Leather/Canvas	
Level 6	Navy Blue	Pink Convertible	Pink Leather/Canvas	Bun
		Flesh Tone Convertible	Flesh Tone Leather/Canvas	
	White T-Shirt	Black Convertible	Black Leather/Canvas	
Level 7	Black	Pink Convertible	Pink Leather/Canvas	Bun
		Flesh Tone Convertible	Flesh Tone Leather/Canvas	
	White T-Shirt	Black Convertible	Black Leather/Canvas	

* No Skirts during class time. Level 6–7 may wear black skirts for pointe classes.

* In winter months, form fitting warm-ups may be worn but must be removed after pliés.

*** Leotards: [Mirella Cotton Camisole](#) (Style No: M207C) OR [Bloch Essential Camisole](#) (Style No: L5607)

DRESS CODE: JAZZ				
Level	Leotard	Other	Shoes	Hair
Level 4	Light Blue	Black shorts, capris, leggings worn over tights	Black leather	Bun
	White T-Shirt			
Level 5	Navy Blue	Black shorts, capris, leggings worn over tights	Black leather	Bun
	White T-Shirt			
Level 6	Navy Blue	Black shorts, capris, leggings worn over tights	Black leather	Bun
	White T-Shirt			
Level 7	Black	Black shorts, capris, leggings worn over tights	Black leather	Bun
	White T-Shirt			

DRESS CODE: MODERN				
Level	Leotard	Other	Shoes	Hair
Level 6	Navy Blue	Black shorts, capris, leggings worn over tights	Bare feet	Bun or ponytail
	White T-Shirt			
Level 7	Black	Black shorts, capris, leggings worn over tights	Bare feet	Bun or ponytail
	White T-Shirt			

Additional Dress Code Policies:

Students must attend class in the appropriate attire. No warm-ups, shorts, tank tops, or leg-warmers are allowed in ballet classes. During winter months, warm-ups may be worn at the beginning of class and removed after pliés. Elastics and ribbons on ballet slippers and pointe shoes must be properly sewn. We highly recommend you purchase all shoes at a dance store to be fitted properly. Hair must be in a tight, sturdy bun. If hair is too short to be in a bun, it must be secured in a ponytail or headband.

LOCAL DANCE STORES:

Keating Capezio

19449 Stevens Creek Blvd #110, Cupertino, CA 95014

Dance Theatre Shop

San Mateo: 414 S ELLSWORTH AVE, San Mateo, CA, 94401

Mountain View: 982 El Monte Ave. Mountain View, CA, 94040

Dance Dejour

1927 Menalto Ave, Menlo Park, CA 94025

ONLINE RETAILERS:

[Discount Dance Supply](http://DiscountDanceSupply.com)
dancesupplies.com

2024/2025 ACADEMY CALENDAR	
Fall 2024	
August 12	First Day of Classes
September 2	Labor Day - NO CLASSES
September 7-8	Nutcracker Auditions
November 27-30	Thanksgiving Break - NO CLASSES
December 1	Mandatory In-Studio Nutcracker Run Through
December 2-15	Nutcracker Theater Week - NO CLASSES
December 21-January 5	Winter Break - NO CLASSES
Spring 2025	
January 6	Classes Resume
January 20	MLK Jr. Day - NO CLASSES
March 26-30	Spring Performance
April 6-12	Spring Break - NO CLASSES
April 29-May 3	The Ballet Alliance Festival
May 24	Last Day of Classes

MANDATORY SUMMER PROGRAM

SJDT requires our dancers to stay active over the summer. This is to prevent injuries in the fall term, and to also prepare them for Nutcracker auditions.

Level 4 and above are required to take our summer intensive, unless they are enrolled in an outside program.

San Jose Dance Theatre Summer Intensive:

2025 Dates TBD

LEVEL 6 & 7 (3 weeks)

LEVEL 5 (3 weeks)

LEVEL 3 & 4 (2 weeks)

- Ballet Technique (including pointe or pre-pointe)
- Conditioning Classes (Pilates, Yoga, much stretching, and teachings on injury prevention)
- Men's Class for boys & Pas de Deux classes
- Variations/ Repertory
- Jazz or Hip Hop
- Nutrition
- Contemporary Class Choreography
- Labanotation Ballet Education & Dance history

The Summer Intensive program will culminate with an In-Studio Showing for all dancers and their families.

Open Division (Ages 11+)

Beginning Ballet

This class is an introduction to Ballet fundamentals for teenagers. In this class the student will learn correct execution of turnout and placement for ballet movement and positions, carriage of the arms and use of the head as well as simple center work. Students in the Open Teen Division may audition for The Nutcracker.

Intermediate Ballet

Students should have a good understanding of the proper execution of turnout, placement, and port de bras. Teachers will continue to increase the complexity of exercises and introduce new material while focusing on correct technique and coordination. Students in the Open Teen Division may audition for The Nutcracker.

Adult Division

Absolute Beginner Ballet

This is an Introduction to Ballet movement and the fundamentals of Ballet technique. The students will learn basic barre exercises, body awareness and strengthening exercises specific to Ballet work.

Beginning Ballet

This class is designed for adult students who have some dance training or body awareness training. In this class the student will learn correct execution of turn out and placement for ballet movement and positions, carriage of the arms and use of the head. Simple basic center work begins.

Intermediate Adult Ballet

Designed for dancers with some previous ballet training who are looking to step up beyond the beginner ballet class. It is a great next step for adults who are looking to challenge themselves further and push beyond beginner ballet training. Teachers will continue to increase the complexity of exercises and introduce new material while focusing on correct technique and coordination.

Advanced Adult Ballet

This class is a great option for those looking to maintain and improve their ballet technique. This class is designed for dancers with a considerable amount of previous ballet training and a knowledge of ballet vocabulary. This class will focus on technical strength, coordination and movement quality. Students should have strong technique at the barre and center.

Adult Conditioning

For both beginners and more advanced dancers, conditioning class consists of easy to follow exercises, using concepts from body awareness systems including; Pilates, Yoga and Gyrokinesis. Conditioning class is great cross-training and will help improve your balance, flexibility, and overall health.

**Due to seasonal changes, please see our updated class schedule by visiting our website sjdt.org

TUITION | OPEN DIVISION

Open Division + Adult Classes

\$20 | Drop-in
\$190 | Class Card for 10 Classes

Conditioning Classes

\$17 | Drop-in
\$160 | Class Card for 10 Classes

****Open Division and Adult dancers are eligible to audition for our Nutcracker Performances. Performance fees for Open and Adult Division Dancers - \$250**

How to Sign up for Open Teen and Open Adult Division Classes

[SJDT | Registration Link](#)

To register for our Open Division Classes and Adult Division Classes, purchase a Drop-in Class or Class Card in the **Multipass** Section.

The screenshot shows the San Jose Dance Theatre website registration page. At the top left is the logo for San José DANCE THEATRE. To its right is the text "San Jose Dance Theatre Ballet School". Further right are social media icons for Facebook, X, and Instagram, with the text "Learn more". Below the header is a navigation bar with two tabs: "Register" (which is active) and "Multipass". A purple callout box with an arrow points to the "Multipass" tab, containing the text "Purchase a Drop-In or Class Card Here". Below the navigation bar is a "Register" section with a search bar and four filter dropdowns: "Age", "Day", "Location", and "Program and category". To the right of the filters are five class cards: "Girl Scout Dance Workshop" (with a "Workshops" badge), "Kids Summer Dance Camp" (with a "KIDS CAMPS" badge), "Summer Classes" (with a "SUMMER CLASSES" badge), "Open Division" (with a purple callout box and arrow pointing to it containing the text "View Our Open Division + Adult Class Schedule Here"), and "Summer Intensive" (with a "SUMMER INTENSIVE" badge).

How to make a Ballet Bun



1 Put hair into ponytail (hair gel and hairspray will secure this). Hair gel fringe.



2 Twist ponytail.



3 Coil into bun shape.

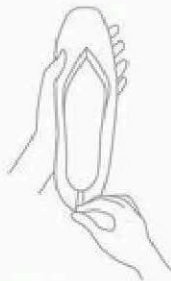


4 Secure with pins.



5 Place hair net on top and secure with pins.

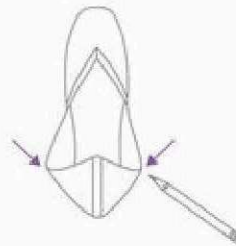
1. Take the heel of the pointe shoe.



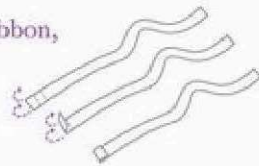
2. Pull it all the way forward.



3. Make pencil marks inside the folds (see arrows).



4. Before you sew each ribbon, double-fold one end.

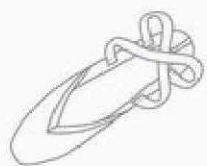


5. Sew the folded end inside the shoe, on the mark you made in Step 3. All done!

Always sew elastics to side of heel, not back.



Single elastic passes around the ankle.



Double elastics crisscross the foot.

